



St James CE Primary School

Year 2 Curriculum Presentation

Let us Love
Let us Thrive

Your Phase Team

Year 1

Miss Saunders - Class Teacher and Phase 1/2 Leader

Miss Bazeley – Class Teacher

Mrs Dodd – LSP

Mrs Savin - LSP

PPA/Management Cover

Mrs Davis

Miss Dale (Sports Coach)

Year 2

Miss Downing – Class Teacher

Miss Parkes – Class Teacher

Miss Khatun – LSP

Mrs Taak – LSP

Mrs Lloyd – 1:2 LSP

Mr Dawson – 1:1 LSP

Mr Grafton – 1:1 LSP

Mrs Wilkes – 1:1 LSP



Let us Love
Let us Thrive

Welcome to Year 2

Insert images of staff here

Let us Love
Let us Thrive



Our School Vision and Values

Children are at the centre of everything that we do. This is underpinned by our vision of 'Let us love...Let us thrive' and core values of **love, friendship, respect, endurance, honesty, peace.**

Curriculum Drivers

We have high expectations and aspirations for all children and we want them to be **brave, responsible, independent, communicators** who are **knowledgeable** and **self-motivated** by the time they leave St James.



Our School Prayer



Our school prayer states...

Let us love and let us care.

Let our community spirit thrive.

With love for God and love for other people.

Let all our hearts come together to make our school the best it can be.

This school prayer was written by a former pupil many years ago but is still relevant today as we provide a school where our young people can learn, care and love. We have a desire to create an environment where our school values of FRIENDSHIP, RESPECT, ENDURANCE, HONESTY and PEACE surrounded by LOVE, are an outward sign of our school vision.

Let us Love

Let us Thrive

Our School Aims



- Be a happy, welcoming and caring school where we recognise, affirm and develop the uniqueness of each individual.
- Provide a safe, purposeful and stimulating learning environment where all children can flourish.
- To value childhood as an intrinsic right of all children.
- Enable every child to learn, grow and reach their full potential.
- Help children develop high self-esteem, confidence and a strong sense of identity.
- Inspire the children through an ambitious knowledge rich curriculum which supports children to be brave, responsible, independent, communicators who are knowledgeable and self-motivated.
- Foster a desire for learning and high achievement in a changing and challenging world.
- Teach Christian values to children, inviting them to build their own lives upon them.
- Work together as a hardworking, dedicated and enthusiastic community, where all contributions are valued.
- Recognise and value parents as the first educators of their children, fostering positive relationships and strong working partnerships between the school, parents, and all those responsible for the children's welfare and education.
- Teach the children to value and celebrate diversity within the school and beyond.
- Help the children develop respect and responsibility for themselves, for others, and the world in which they live.

Let us Love
Let us Thrive



St James CE
Primary School

Let us Love
Let us Thrive



Our Expectations

Everyone in our school has the right to be safe, to be treated with respect and to learn. To achieve this, everyone should meet our expectations:

**Be
kind**



**Be
polite**



Listen



**Try
your
best**



**Follow
instructions**



**Respect
everything**



Let us Love
Let us Thrive

Online Safety

At St James CE Primary School, we believe that educating children about being safe online is crucial part of growing up in the 21st Century. Our Computing curriculum has online safety embedded throughout, focusing on identifying some of the risks of using the internet and how it keeps you safe. It also forms part of our PSHE education and is regularly discussed in class and in assemblies.

Be Safe Online at Home

There are many ways you can help with being safe online at home. With all types of devices in the home now being internet connected, it is more important than ever to protect yourself and your family from potential issues online.

The following websites provide lots of useful information and tips (they can also be found on our school website):

Thinkuknow Parent Helpsheet

<https://parentinfo.org/>

<https://tutorful.co.uk/guides/how-to-keep-kids-safe-online>

Let us Love
Let us Thrive



Lines of Communication

Class
Teacher

Phase
Leader

Deputy
Head

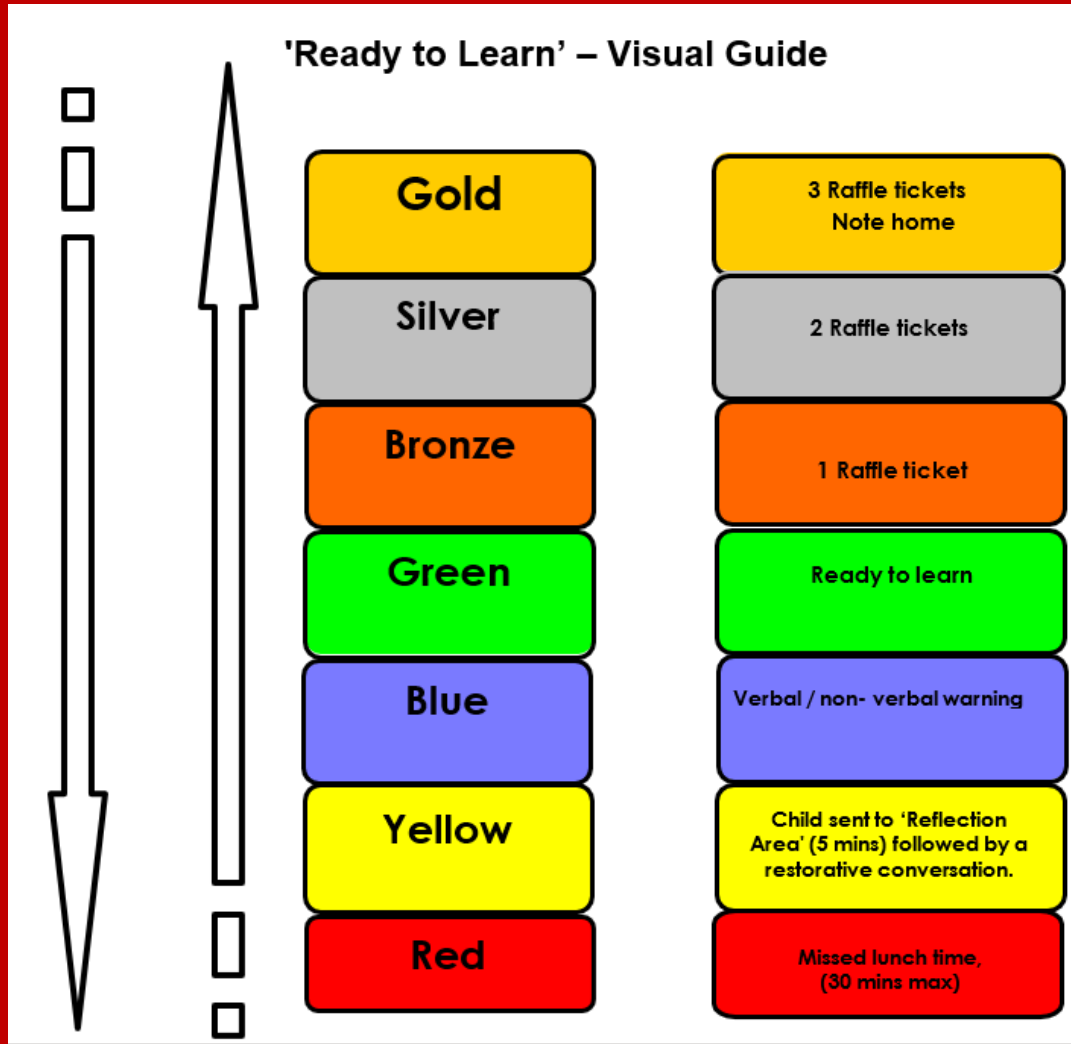
Head
Teacher

You can leave messages for your child's class teacher by calling the office on 0121 552 5491, emailing contact.us@stjamespri.uk or messaging on Class Dojo.

Let us Love
Let us Thrive



Ready to Learn Behaviour System



Between each stage, children are given opportunities to change their behaviour. A range of positive behaviour management strategies, including warnings or reminders will be given before a consequence. Children will be given the opportunity to move from the negative consequence stage back to the positive – back to green and above.

Let us Love
Let us Thrive



Uniform

The St James school uniform consists of:

All children (Nursery – Year 6) need:

- burgundy St James crew neck sweat shirt/sweatshirt cardigan
- white polo t-shirt or shirt
- grey or black school trousers/skirt/pinafore dress
- black flat sensible school shoes (shoes are to be plain with no coloured logos)
- St James book bag
- In warm weather girls may wear a red gingham dress and boys grey/black shorts
- Optional burgundy St James zip fleece

In warm weather caps and sunglasses are encouraged

Windows will remain open during winter months to increase the ventilation within the classroom. Therefore you may wish to send your child in with an additional jumper to keep them warm.



Let us Love
Let us Thrive

Homework – KS1

- Reading/sharing books with parents/carers daily and recording in the reading diary (at least 3 times).
- Children will be given a list of spellings to learn which will follow the spelling patterns taught in their phased groups or linked to curriculum (weekly).
- As and when required, homework linked to basic skills and retrieval eg. number bonds, rapid recall facts.
- In Year 2, children will begin to learn multiplication facts 2, 5, 10 (and starting on 3 when ready) using Times Table Rock Stars which will be introduced to the children in the Autumn term.

Let us Love
Let us Thrive



Our Daily Routine

	8.40—9.00	9.00—9.20	9.20—10	10—10.15	10.15-11.00	11.00—11.45	11.45—12.45	12.45—12.50	12.50—1.15	1.15—2.15	2:15—2.45	2.45—3.10	3.15
Monday	Register Morning Task	Assembly	Maths	Snack & break outside	Phonics / Spelling	English	11.45—12. 15 Play 12.15—12.45 Eat	Register	5 in 5 Rapid recall	PE	Computing	Home readers / Story time	Home time
Tuesday	Register Morning Task	Assembly	Maths	Snack & break outside	Phonics / Spelling	English	11.45—12. 15 Play 12.15—12.45 Eat	Register	5 in 5 Rapid recall	Curriculum	Handwriting	Home readers / Story time	Home time
Wednesday	Register Morning Task	Assembly	Maths	Snack & break outside	Phonics / Spelling	English	11.45—12. 15 Play 12.15—12.45 Eat	Register	5 in 5 Rapid recall	Curriculum	Music	Home readers / Story time	Home time
Thursday	Register Morning Task	Assembly	Maths	Snack & break outside	Phonics / Spelling	English	11.45—12. 15 Play 12.15—12.45 Eat	Register	5 in 5 Rapid recall	Curriculum	PSHE	Home readers / Story time	Home time
Friday	Register Morning Task	Awards Assembly	Maths	Snack & break outside	Phonics / Spelling	English	11.45—12. 15 Play 12.15—12.45 Eat	Register	Rapid recall Weekly recall test	Science	RE	Prize giving /Story time	Home time

Each day the children have a morning task to do on entry to the classroom. This time is used to enhance basic skills such as reading, handwriting and simple maths recall. Following this there is a daily assembly. Pupils complete a Maths, Phonics and English lesson in the morning followed by Maths rapid recall and wider curriculum subjects in the afternoon. To finish each day the children have a class story time together to provide them with an opportunity to experience a variety of texts and encourage reading for enjoyment.

Let us Love
Let us Thrive

Spellings



In the Autumn term spellings are taught through the RML programme. Children will have a short list of spellings sent home each week to learn for a test at the end of the week.


We encourage children to keep their spelling list at home for the whole week to read and revise in short regular sessions to internalise them. We provide a writing frame to encourage the 'look, cover, write, check' method, however there are many other ways you can revise spellings at home in written and oral ways. The next slide includes a variety of ideas you can try with your child to make revising spellings simple and varied.




As the children complete the RML phonics programme they move on to the 'No Nonsense Spelling' programme. This provides the children with daily spelling sessions focussing on word families and spelling rules for more complex words. Again the children will continue to bring home a weekly spelling lists of words to revise for a test.

Let us Love
Let us Thrive

Spellings

Keep Copying Write your words out three times each. Use different colours if you want to.	Make the Headlines Cut letters out of newspapers or magazines and stick them onto paper to make the words in your list.	Build a Pyramid Make a pyramid using the letters in your words.
spelling spelling spelling		w wo wor word words

Take a Test Ask someone at home to test you by reading each word as you write it down. To make it more of a challenge, set a time limit, for example 20 seconds per word.	Picture This Include each of your words in a funny picture that makes you think of the word.	Build a Sentence Write each of your words in a sentence. See if you can build your sentences into a story.
1. my 2. spelling 3. words		One day a huge spelling monster came to my town and ate all the words!

Create with Colour Write your words with each letter in a different colour, or write them with all the vowels in blue and all the consonants in red.	Capital Idea Write your words three times, each in capital letters.	Learn Your ABC Write your words in alphabetical order, then rewrite them in order of the second letter, third letter and so on.
spelling spelling	SPELLING SPELLING SPELLING	my words spelling spelling words my

Let us Love
Let us Thrive

Reading

We continue to teach the Read Write Inc. phonics programme in Year 2 up until the end of the Autumn term. The children are grouped based on their reading ability and have targeted teaching at their level to build on their reading and comprehension skills. Pupils receive daily revision of previously taught letter sounds and are taught new letter sounds using the routines of the programme. Children are able to apply their knowledge of reading and comprehension through reading their levelled text and completing linked activities in their RML work books. Children also bring home their RML texts to read.

As the children progress from the RML programme they begin to access the 'Accelerated Reader' programme. Again the children will receive reading texts at their level and will have the opportunity to complete comprehension quizzes linked to the text they have read.

f	l	m	n	r	s	v	z	sh	th	ng
ff	ll	mm	nn	rr	ss	ve	zz			nk
ph	le		kn	wr	c	ce	s			
b	c	d	g	h	j	p	qu	t	w	x
bb	ck	dd	gg	h	ge	pp	tt	wh		y
										c
										tch
a	e	i	o	u	ay	ee	igh	ow		
	ea				a-e	ea	i-e	o-e		
					a	e	i	oa		
					ai	y	y	o		
					aigh					
oo	oo	ar	or	air	ir	ou	oy	ire	ear	ure
u-e			oor	are	ur	ow	oi			
ue			ore		er					
ew			aw							
			au							

Speed Sounds

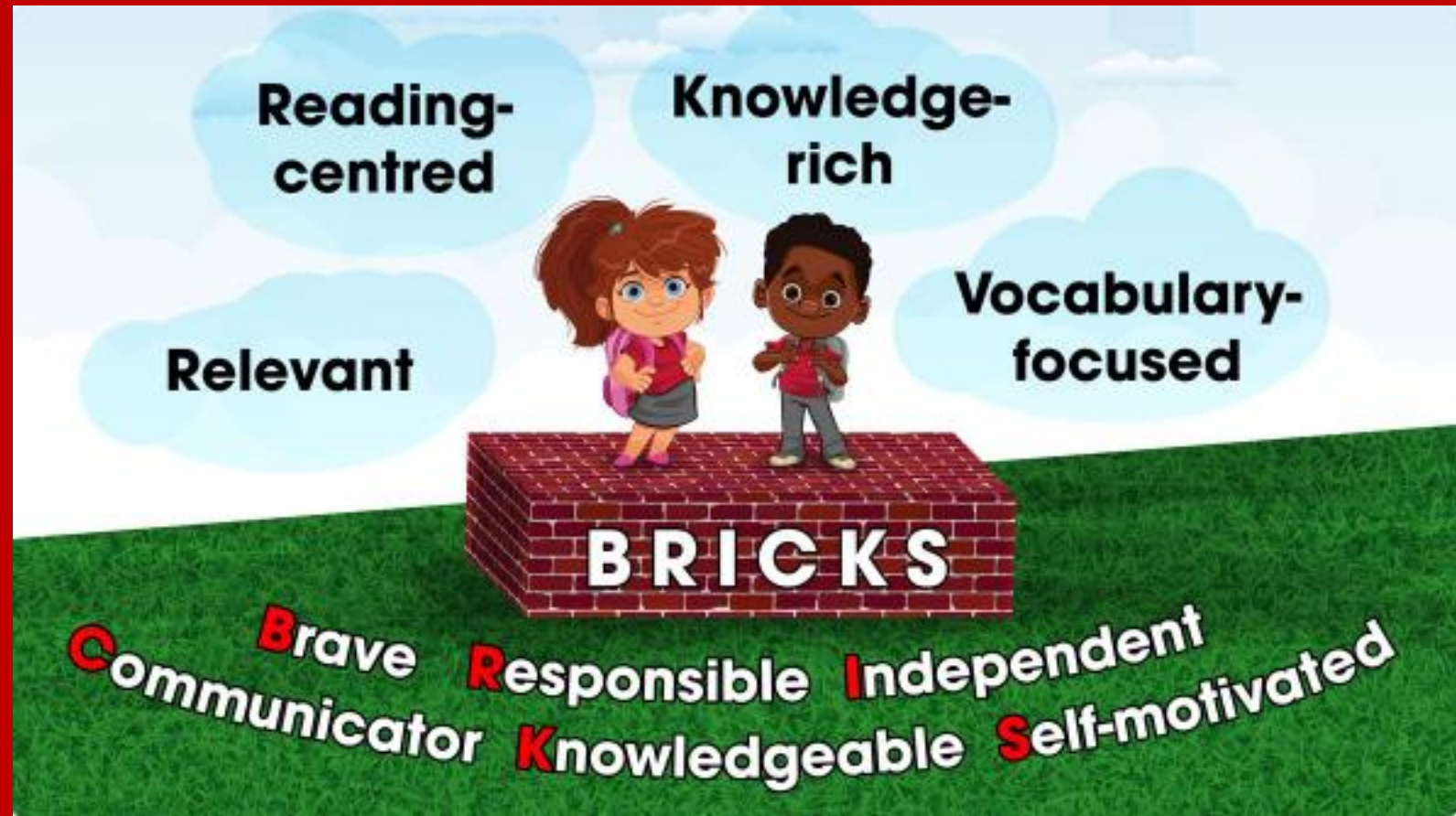
In the Spring term Year 2 pupils will begin whole class reading sessions. These sessions are designed to give children access to longer higher level texts which can be taught and analysed as a class. The texts are broken down into smaller focussed sections which provide a daily stimulus for learning. Children will look at vocabulary in detail and apply skills of inference, prediction, explanation, retrieval and sequencing to gain a deeper understanding of the text.

Let us Love
Let us Thrive



Curriculum

At St James, we nurture the whole child. Our curriculum recognises children's prior learning experiences and is carefully designed to enrich and inspire pupils to become successful learners. We want our children to be brave, responsible, independent, communicators who are knowledgeable and self-motivated. The curriculum, and supplementary experiences at St James, are integral in developing these and supporting lifelong learning and future success.



Let us Love
Let us Thrive



Year 2		Autumn	Spring	Summer
Reading	Word reading	Phonics Programme – Read, Write, Inc		
	Comprehension	Texts include: poetry (contemporary and classic), traditional stories, fairy stories, nonfiction texts (NC p 28)		
Writing	Transcription	Phonics/ spelling programme (NC appendix 1)		
	Composition	Writing: Narratives about personal experiences and those of others (real and fictional); about real events; poetry and for different purposes (NC p 31)		
	VGP	NC appendix 2		
Speaking and Listening		12 statutory statements (NC p17)		
Maths		Number and Place Value, Addition and Subtraction, Multiplication and Division, Fractions, Measures, Geometry: properties of shape, Geometry: position, direction and motion, Statistics		
Science		What is in your habitat? Materials: Good choices	Materials: Shaping up The apprentice gardener	Growing up Take care
History		Gunpowder, Treason and Plot	Explorers	Women who changed the world
Geography		Buildings around Birmingham	Our place in the world	International study – India
Art and Design		<u>Portraits (Artists – Picasso)</u> Drawing – portraits Proportion and placement	<u>Seascapes</u> Painting – seascapes Explore oil paints Capture movement Brush strokes	<u>Sculpture (Artist - Willow pattern)</u> Clay sculpture – Simple tile/ plate Pressed patterns
DT		Structures - Freestanding structures (Bridges)	Mechanisms - Sliders and levers	Textiles - Templates and joining techniques
Computing		Unit 2.7 making music Unit 2.2 online safety Unit 2.5 Effective searching Unit 2.4 Questioning	Unit 2.6 creating pictures Unit 2.8 presenting ideas	Unit 2.1 coding Unit 2.3 spreadsheets
PE		Activity Skills Gymnastics	Dance Tennis	Cricket Athletics
Music		Hands, Feet and Heart	I Wanna Play in a Band	Friendship Song
RE		Charanga Musical School Programme (supported by Sandwell Music and Arts Service)		
		What is the good news Christians say Jesus brings? Who celebrates what? How and where? Celebrations that matter in Sandwell: Christian, Muslim, Sikh (Plus Nativity practice)	Beginning to Learn Sikhs: The Gurdwara- why is there a kitchen? Beginning to learn Islam: What can we learn from Muslims in Sandwell? Why does Easter matter to Christians?	Holy Places: where and how do Christians, Sikhs and Muslims worship? How and why are some books holy? What can we learn from sacred books and stories?
		Statutory subject in all year groups. Curriculum based on Sandwell Agreed Syllabus and Understanding Christianly resources.		



**Let us Love
Let us Thrive**



Thank you for attending today!



St James CE
Primary School

Let us **Love**
Let us **Thrive**

