



St James CE Primary School

Nursery Curriculum Presentation

Let us Love
Let us Thrive

EYFS Phase Team

Nursery

Mrs Hudim
Mrs Hayward (LSP)
Mrs Truman (LSP)

Reception

Miss Iqbal
Mrs Melia
Mrs Dearn (EYFS Leader)
Mrs Pincher (LSP)
Mrs Plant (LSP)
Mrs Richards (LSP)

Let us Love
Let us Thrive



Welcome to Nursery



Let us Love
Let us Thrive



Our School Vision and Values

Children are at the centre of everything that we do. This is underpinned by our vision of 'Let us love...Let us thrive' and core values of **love, friendship, respect, endurance, honesty, peace.**

Curriculum Drivers

We have high expectations and aspirations for all children and we want them to be **brave, responsible, independent, communicators** who are **knowledgeable** and **self-motivated** by the time they leave St James.



Our School Prayer



Our school prayer states...

Let us love and let us care.

Let our community spirit thrive.

With love for God and love for other people.

Let all our hearts come together to make our school the best it can be.

This school prayer was written by a former pupil many years ago but is still relevant today as we provide a school where our young people can learn, care and love. We have a desire to create an environment where our school values of FRIENDSHIP, RESPECT, ENDURANCE, HONESTY and PEACE surrounded by LOVE, are an outward sign of our school vision.

Let us Love

Let us Thrive

Our School Aims



- Be a happy, welcoming and caring school where we recognise, affirm and develop the uniqueness of each individual.
- Provide a safe, purposeful and stimulating learning environment where all children can flourish.
- To value childhood as an intrinsic right of all children.
- Enable every child to learn, grow and reach their full potential.
- Help children develop high self-esteem, confidence and a strong sense of identity.
- Inspire the children through an ambitious knowledge rich curriculum which supports children to be brave, responsible, independent, communicators who are knowledgeable and self-motivated.
- Foster a desire for learning and high achievement in a changing and challenging world.
- Teach Christian values to children, inviting them to build their own lives upon them.
- Work together as a hardworking, dedicated and enthusiastic community, where all contributions are valued.
- Recognise and value parents as the first educators of their children, fostering positive relationships and strong working partnerships between the school, parents, and all those responsible for the children's welfare and education.
- Teach the children to value and celebrate diversity within the school and beyond.
- Help the children develop respect and responsibility for themselves, for others, and the world in which they live.

Let us Love
Let us Thrive



St James CE
Primary School

Let us Love
Let us Thrive



Our Expectations

Everyone in our school has the right to be safe, to be treated with respect and to learn. To achieve this, everyone should meet our expectations:

**Be
kind**



**Be
polite**



Listen



**Try
your
best**



**Follow
instructions**



**Respect
everything**



Let us Love
Let us Thrive

Online Safety

At St James CE Primary School, we believe that educating children about being safe online is crucial part of growing up in the 21st Century. Our Computing curriculum has online safety embedded throughout, focusing on identifying some of the risks of using the internet and how it keeps you safe. It also forms part of our PSHE education and is regularly discussed in class and in assemblies.

Be Safe Online at Home

There are many ways you can help with being safe online at home. With all types of devices in the home now being internet connected, it is more important than ever to protect yourself and your family from potential issues online.

The following websites provide lots of useful information and tips (they can also be found on our school website):

Thinkuknow Parent Helpsheet

<https://parentinfo.org/>

<https://tutorful.co.uk/guides/how-to-keep-kids-safe-online>

Let us Love
Let us Thrive



Lines of Communication

Class
Teacher

Phase
Leader

Deputy
Head

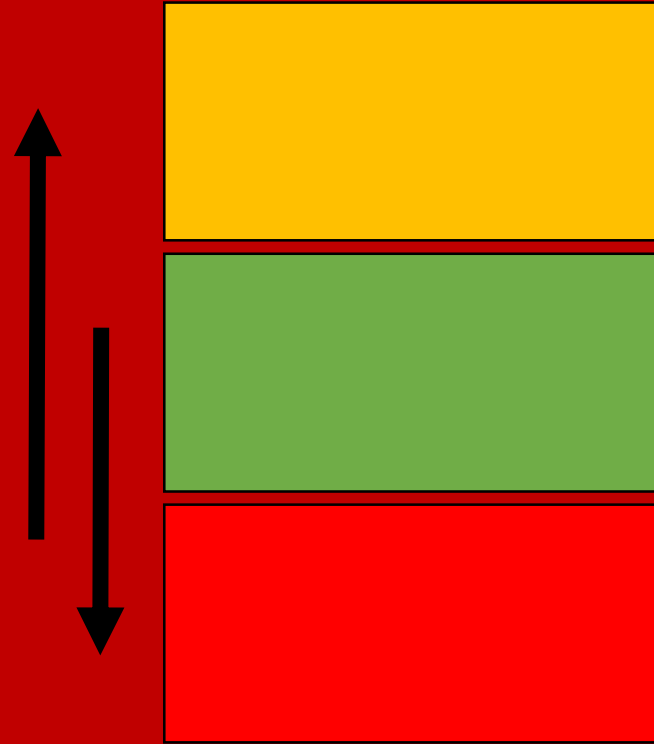
Head
Teacher

You can leave messages for your child's class teacher by calling the office on 0121 552 5491, emailing contact.us@stjamespri.uk or messaging on Class Dojo.


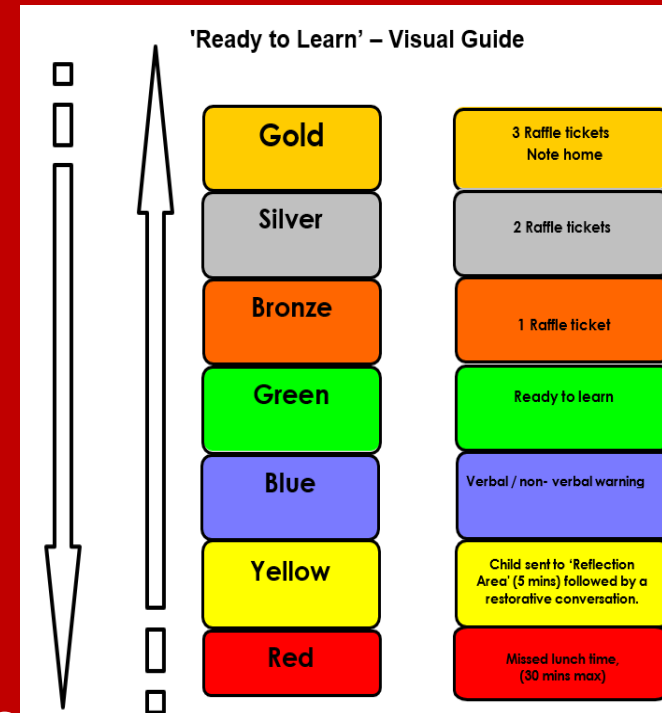
Let us Love
Let us Thrive



Ready to Learn Behaviour System



Between each stage, children are given opportunities to change their behaviour. A range of positive behaviour management strategies, including warnings or reminders will be given before a consequence. Children will be given the opportunity to move from the negative consequence stage back to the positive – back to green and above.



Let us Love
Let us Thrive

Uniform

The St James school uniform consists of:

All children (Nursery – Year 6) need:

- burgundy St James crew neck sweat shirt/sweatshirt cardigan
- white polo t-shirt or shirt
- grey or black school trousers/skirt/pinafore dress
- black flat sensible school shoes (shoes are to be plain with no coloured logos)
- St James book bag
- In warm weather girls may wear a red gingham dress and boys grey/black shorts
- Optional burgundy St James zip fleece

In warm weather caps and sunglasses are encouraged

Windows will remain open during winter months to increase the ventilation within the classroom. Therefore you may wish to send your child in with an additional jumper to keep them warm.



Let us Love
Let us Thrive

Homework - Nursery

- Reading and sharing books preferably daily but at least 3 times a week;
Spring term children will be able to choose a reading book from our class library – parents
To read the book with their child and write in their reading record.
- Lots of singing, nursery rhymes, counting games – these will be posted on class dojo.
- Summer term – letter formation homework (linked to phonics)

Let us Love
Let us Thrive



Our Daily Routine

AM Nursery

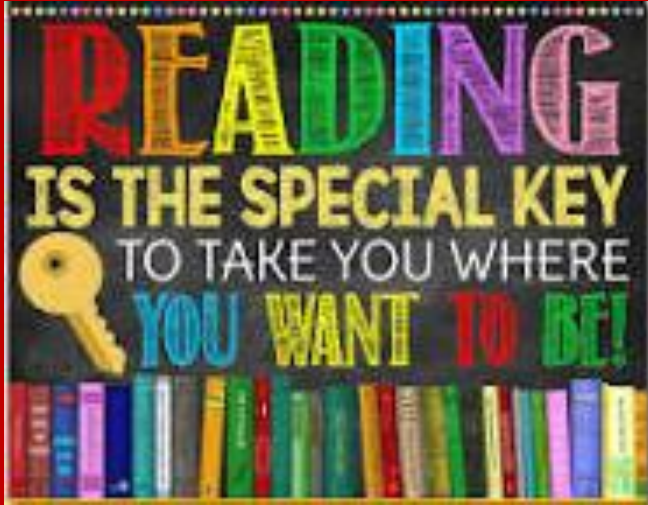
8.45 – Arrive at Nursery, registration
9.00 – Circle time in family groups
9.15 – ‘Choosing time’
9.55 – Phonics oral blending games
10.00 - Snack time
10.20 – Number time
10.30 – Outside Play / ‘Choosing time’
11.20 – Storytime
11.45 – Home time

PM Nursery

12.00 – Arrive at Nursery, registration
12.10 – Lunch
12.55 – Outside Play
1.25 – Number time
1.30 - Circle time in family groups
1.45 – ‘Choosing time’
2.35– Phonics oral blending games
2.40 – Storytime
3.00 – Home time

Let us Love
Let us Thrive

Phonics / Reading



As parents, the most important thing we can do is read to our children early and often. Reading is the path to success in school and life. When children learn to love books, they learn to love learning.



Let us Love
Let us Thrive

Phonics



At St James we follow the Read Write Inc phonics program.

Read Write Inc. Phonics is an approach to teaching phonics, it starts in Nursery and continues through to Year 2. Daily phonics lessons helps to create fluent readers, confident speakers and willing writers. It integrates phonics with comprehension, writing, grammar, spelling and handwriting, using engaging partner work and drama.

In Nursery we begin with 'Oral blending games', children hear words as individual sounds 'Fred Talk' and are encouraged to blend the sounds together to make the word.

In the Summer term the children start to learn the Set 1 sounds m, a, s, d, t and so on. They are taught 2 letter sounds per week – how to say the sound, things that begin with that sound and how to form the sound. Children also begin to blend letters to read words for example c-a-t becomes 'cat'.

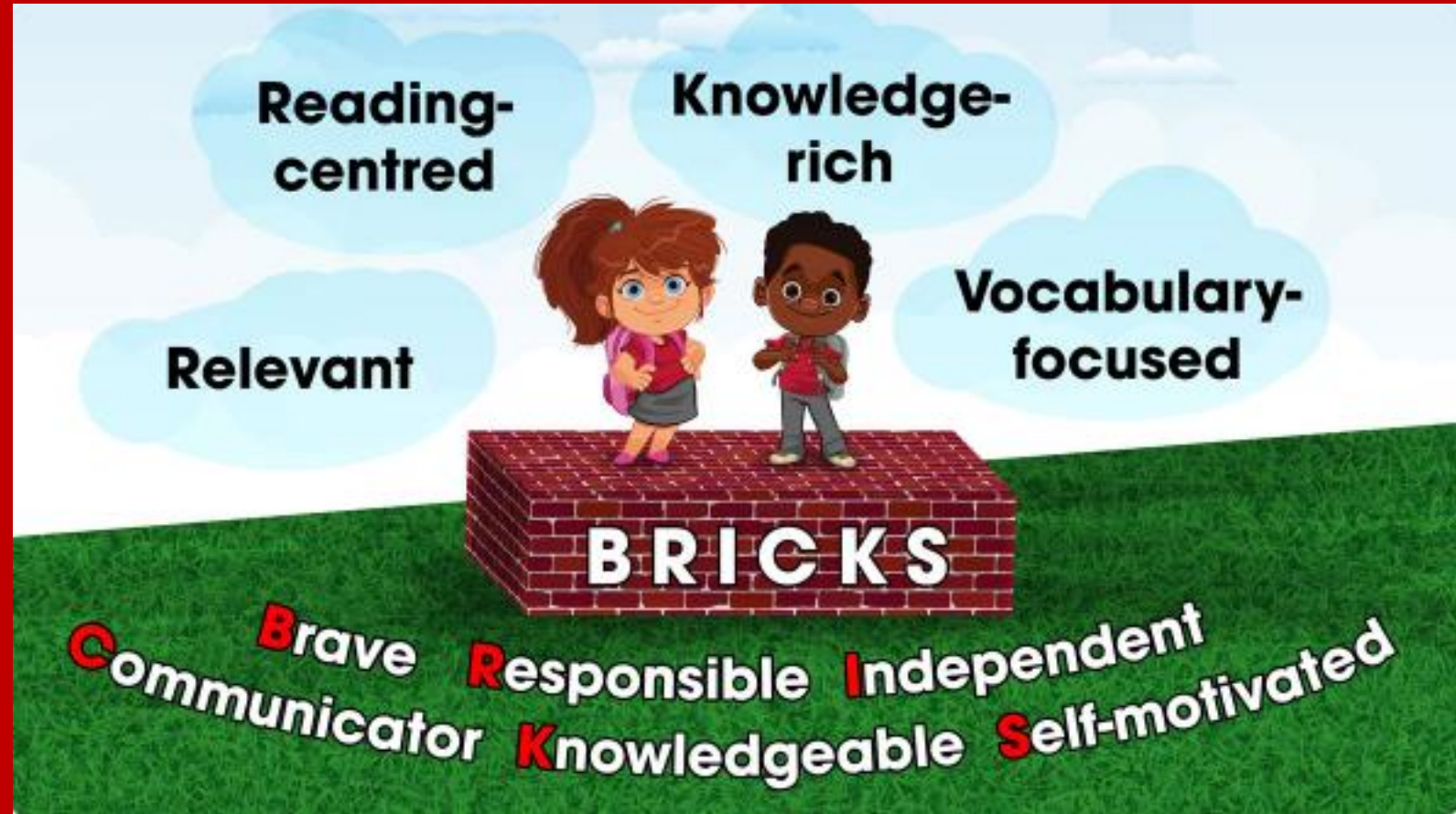


Let us Love
Let us Thrive



Curriculum

At St James, we nurture the whole child. Our curriculum recognises children's prior learning experiences and is carefully designed to enrich and inspire pupils to become successful learners. We want our children to be brave, responsible, independent, communicators who are knowledgeable and self-motivated. The curriculum, and supplementary experiences at St James, are integral in developing these and supporting lifelong learning and future success.



Let us Love
Let us Thrive





Nursery Overview

| | Nursery Overview | | | | | |
|---|--|--|--|--|---|---|
| | Autumn 1 | Autumn 2 | Spring 1 | Spring 2 | Summer 1 | Summer 2 |
| | All about me | Elmer | Gruffalo | Living Things | People who help us | Traditional Tales |
| Personal, Social, Emotional Development | What makes me, me? My family, my likes and dislikes, feelings. | What makes a good friend? | Food – healthy eating, healthy living | Caring for living things | Occupations, aspirations | Morals Big bad wolf – bullies Jack and the beanstalk – striving for more |
| Communication and Language | WELLCOMM screening baseline Big book of ideas targeted support | | WELLCOMM screening (Feb) Big book of ideas targeted support Early Talk Boost (1 st group) | | WELLCOMM screening (July) Big book of ideas targeted support Early Talk Boost (2 nd group) | |
| Physical Development | Gross motor skills – Cosmic Yoga Fine motor skills – playdough, pencil grip | | Gross motor skills – catching, throwing, kicking Fine motor skills – dough disco, tweezers, holding pencils with more control, cutting skills | | Gross motor skills – climbing, skipping, balancing Fine motor skills – letter and number formation, cutting skills independently | |
| Literacy / Phonics | Listening skills | Oral Blending skills | Oral Blending skills Reading comprehension – characters, events, settings, vocabulary | | Phonics - Set 1 sounds / Letter formation /Blending Reading comprehension – opinions about stories, predictions – what might happen next etc | |
| Mathematics | Counting rhymes 0, 1, 2, 3 | All about the number 4 – 10 Shapes | All about the number 0 – 4 Positional language | All about the number 5-10 Measures-size | Counting one to one correspondence Shapes | All the ways to make the number....1-3 Measures – height & weight |
| Understanding the World | Starting school Where I live My family | Bonfire Night Diwali Christmas | Where does my food come from? | Animal man visit Labelling animals Growing plants | Occupations | Differences / similarities between people and communities |
| Expressive Arts and Design | Collages Singing | Exploration of colours and mixing colours Instruments – exploration | Printing Singing – pitch match | Blending / shading Instruments – copy and create own tune | Modelling / joining / assembling materials | Combining media – wax / paint Icing sugar / paint Singing – experimenting with melodic shape Instruments – express emotions and ideas. |



Thank you for attending today!



St James CE
Primary School

Let us **Love**
Let us **Thrive**

